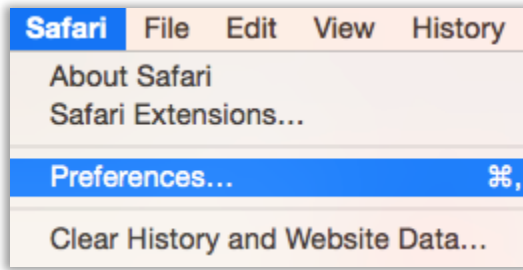


Browser settings for allowing Pop-ups and 3rd Party Cookies

Safari 9 and 10

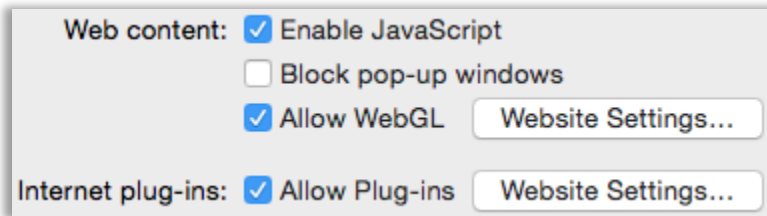
- From the **Safari** menu, select **Preferences...**




- Click on the **Security** icon



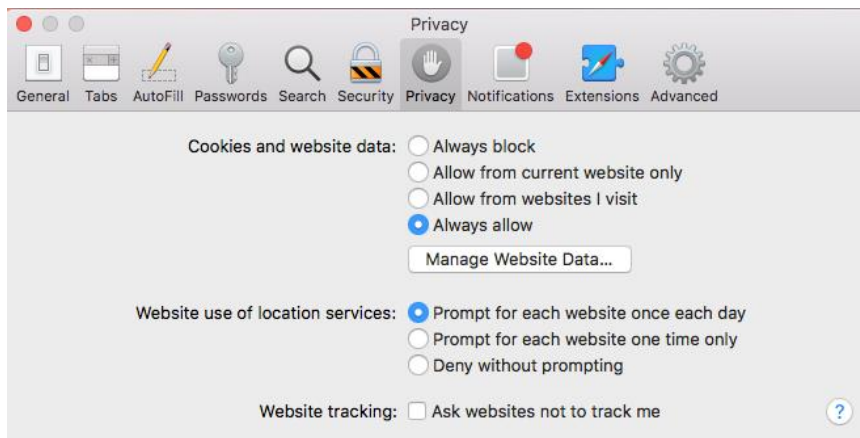
- Make sure the following option is **not checked**:
 - Block pop-up windows



- Click on the **Privacy** icon



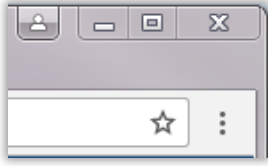
- Next to "Cookies and website data," make sure **Always allow** is selected



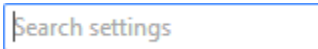
Close the Preferences window and **restart Safari**

Google Chrome

- Click the menu icon in the upper right corner of the browser, just to the right of the website address bar:



- Select "Settings" from the drop-down menu
- Locate the "Search settings" box near the top of the page and type "Privacy"




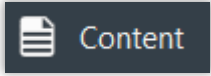
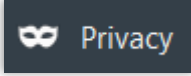
- Click on the **Content settings...** button
- Be sure that the following options are set for each section*:
 - **Cookies:**
 - **check** option to "Allow local data to be set (recommended)"
 - **uncheck** option to "Block third-party cookies and data"
 - **JavaScript**
 - **check** option to "Allow all sites to run JavaScript (recommended)"
 - **Pop-ups**
 - **check** option to "Allow all sites to show pop-ups"

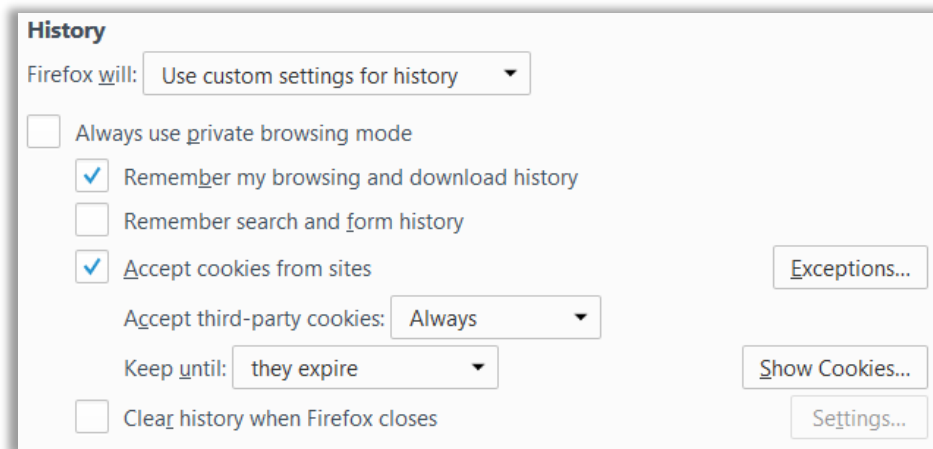
**For each of the above options, advanced users can set our URL as an exception, instead of setting a global rule by selecting*

Manage exceptions...

- Click **Done**

Firefox


- Click the  menu button
- Click on **Options** (PC) or **Preferences** (Mac)
- Click the  menu option
- *Block pop-up windows* needs to be **unchecked***
- Click on the  menu option
- In the History section, set the *Firefox will:* drop-down menu to *Use Custom Settings for History*
 - **Check** the following boxes
 - *Remember my browsing and download history*
 - *Accept cookies from sites*
 - *Accept third-party cookies: **Always***
 - *Keep until: **they expire***
 - **Uncheck** the following boxes
 - *Always use private browsing mode*
 - *Clear history when Firefox closes*

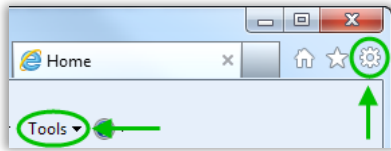


- Close the **Options/Preferences** tab

**Advanced users can set our URL as an exception, instead of setting a global rule.*

Internet Explorer

- Click the **Gear Wheel** icon  near the top right corner of your browser *or* select **Tools** from the Menu Bar, if it is enabled



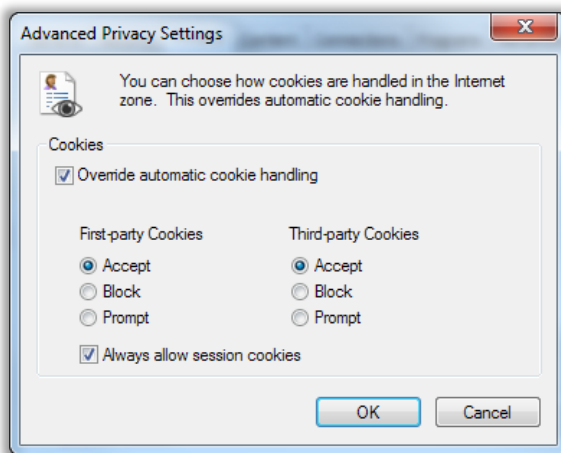
- Select "Internet Options"
- Then, click the **Privacy** menu tab



- *Turn on Pop-up Blocker* needs to be **unchecked***




- Still under the Privacy tab, click on the **Advanced** button (not the menu tab)
 - *Override automatic cookie handling* needs to be **checked***
 - Both *First Party Cookies* and *Third Party Cookies* needs to be set to **Accept***
 - *Always allow session cookies* needs to be **checked***

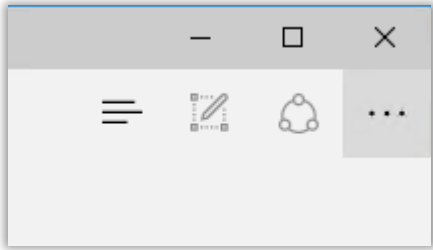


- Click **OK**

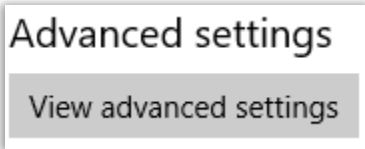
**Advanced users can set our URL as an exception, instead of setting a global rule*

Microsoft Edge (Windows 10 default browser)

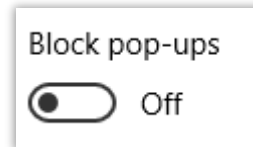
- Click the  menu button in the top right corner of the browser.



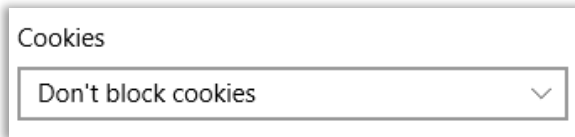
- Select "Settings" from the drop down menu
- Scroll down the Settings list and click the "View advanced Settings" button



- In the next window, turn off the "Block pop-ups" setting



- Scroll further down on the same window and set the "Cookies" drop down to "Don't block cookies"



- Click the  menu button to close the "Settings" panel.